

The Montana Worker

By the Numbers

The Montana Labor Force



Montana Population 2016:	1,042,000
Population over 16:	840,000
Civilian, Non-Institutionalized	
Population over 16:	823,000
In the Labor Force:	522,000
Employed:	500,000
Unemployed:	22,000

63.4%

of Montanans over 16 are in the labor force.

60.7% are employed.

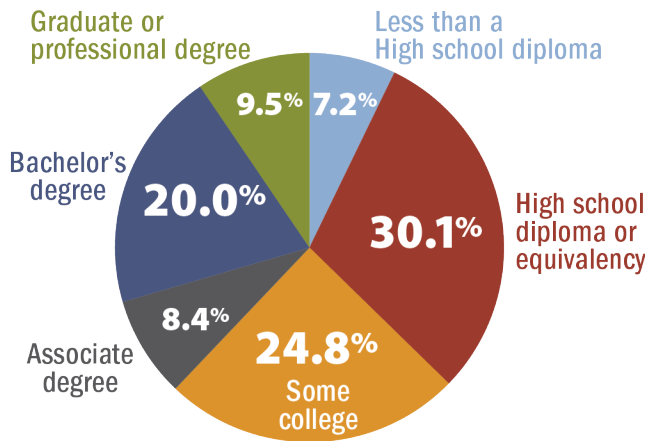
Both rates are above the national average.

The Montana Labor Force is



Population Educational Attainment


Educational Attainment of Montanans 25 and Older



Montana ranks highest in the nation for high school-level education.

93% of Montanans 25 and over have a high school diploma or equivalency.

Yet, the state ranks only 20th for bachelor's degree attainment.

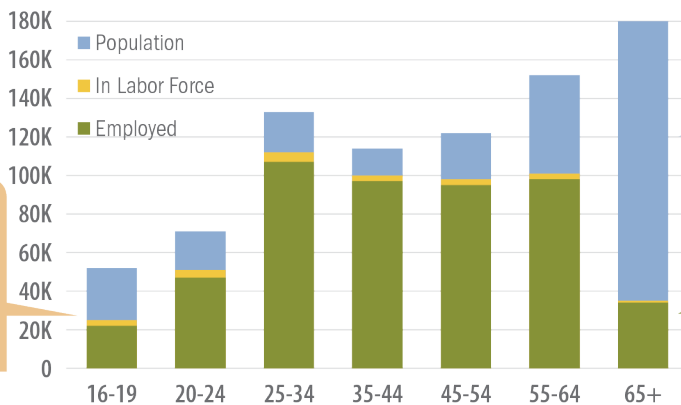


Source: LEHD, QWI and 2015 5-year ACS, U.S. Census, LAUS, MTDLI, and BLS

The Montana Worker

By the Numbers

Montana Workers by Age



About 50% of teens are working, higher than in most states.

People 65 and older are the largest age category.

But are among the lowest for employed workers.

Population by Veteran Status

11.4% of Montanans are veterans.

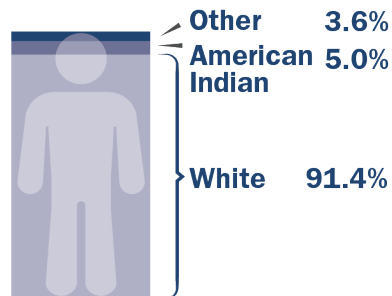


- Veterans
- Veterans with Disabilities
- Non-veterans

29.6% of Montana veterans have a disability.

Montana has the 2nd highest proportion of veterans in the nation, but Montana veterans have lower labor force participation compared to non-veterans and veterans nationally.

Labor Force by Race



Employed by Earnings

Montana Workers by Monthly Earnings in Primary Job (using home location)

