



County and Reservation-Specific Information



Our Local Area Profiles dashboard allows businesses, researchers, job searchers, developers, homebuyers, and everyone else to view detailed economic information down to the county and reservation level.

To access the dashboard, please visit lmi.mt.gov and click the Local Area Profiles tab on the top navigation ribbon.

PAYROLL EMPLOYMENT BY INDUSTRY

*In Thousands - Seasonally Adjusted**

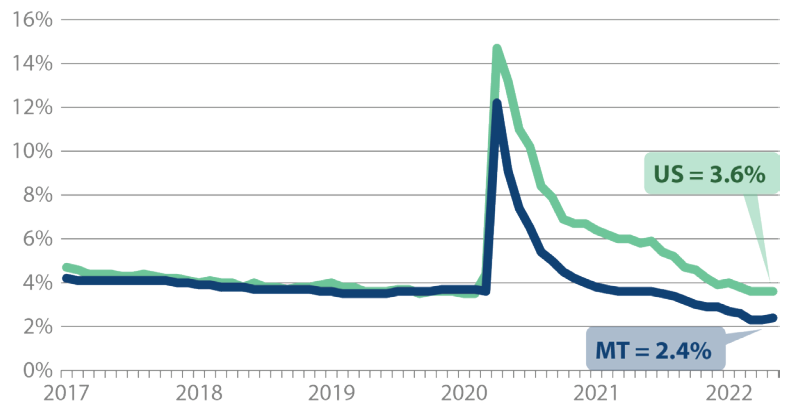
Industry	May 2022 (prelim)	April 2022	Net Change	% Change
Total Non-Ag Employment	504.8	506.7	-1.9	-0.4%
Natural Resources & Mining	7.1	7.2	-0.1	-1.4%
Construction	34.0	34.6	-0.6	-1.7%
Manufacturing	22.7	22.8	-0.1	-0.4%
Trade, Transportation, & Utilities	98.8	99.9	-1.1	-1.1%
Information	5.4	5.5	-0.1	-1.8%
Financial Activities	27.4	27.7	-0.3	-1.1%
Professional & Business Services	48.6	48.0	0.6	1.3%
Education & Health Services	80.9	80.8	0.1	0.1%
Leisure & Hospitality	70.7	71.0	-0.3	-0.4%
Other Services	18.6	18.8	-0.2	-1.1%
Total Government	90.6	90.4	0.2	0.2%

**Excludes self-employed and agricultural employment*

Montana's total non-agricultural payroll employment decreased by 1,900 jobs over the month, for a total of 504,800 non-agricultural jobs in May 2022.

UNEMPLOYMENT RATE

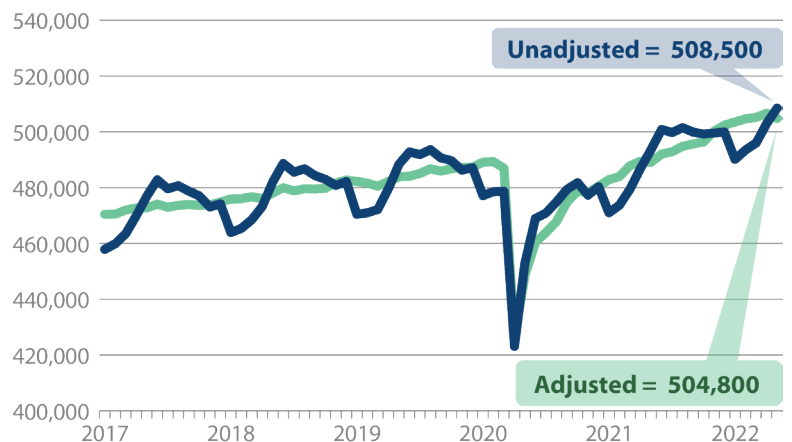
Seasonally Adjusted



Montana's unemployment rate increased over the month, rising to 2.4% in May 2022 from April's rate of 2.3%. Over the same time period, the U.S. unemployment rate remained the same at 3.6% for both April and May.

NON-AGRICULTURAL EMPLOYMENT

In Thousands

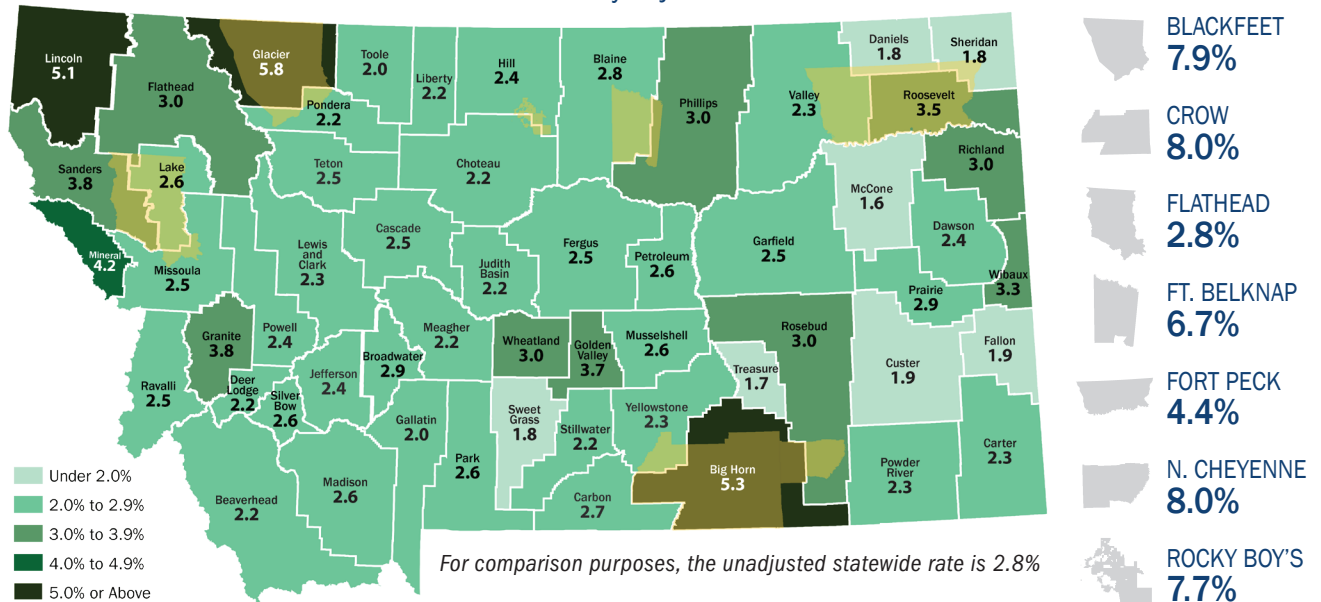


Montana Department of
LABOR & INDUSTRY

Research & Analysis Bureau
P.O. Box 1728 - Helena, MT 59624
(406) 444-4100 - lmi.mt.gov

COUNTY AND RESERVATION UNEMPLOYMENT RATES – MAY 2022

Not Seasonally Adjusted



120 copies of this public document were produced at an estimated cost of \$0.20 per copy, for a total cost of \$79.20, which includes \$24.00 for printing and \$55.20 for distribution.