

ECONOMIC OVERVIEW OF MEAGHER COUNTY

Labor Market, 2023

Population: 2,071
Labor Force: 1,012
Employed: 986
Unemployed: 26
Unemployment Rate: 2.6%
 (Below the statewide rate of 2.9%)

Employment Growth

69 jobs gained since 2020, about 8% of total jobs.

Income and Benefits

\$81,138 annual household income in 2022, ranking Meagher County the **23rd** highest among all counties.

93.7% of population with health insurance coverage.

6.6% of households receiving SNAP benefits in last year.

12.0% of the population with income below the federal poverty level (similar to the state average of 12.4%).

Highest Paying Industries

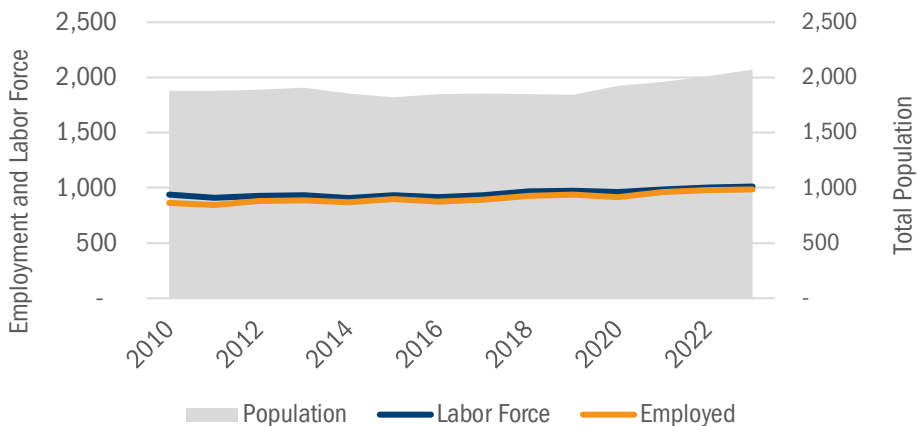
Average Annual Wage, 2023

1. Public Admin - \$49,670
2. Agriculture - \$44,730
3. Professional & Technical Services - \$44,410
4. Construction - \$42,900
5. Finance & Insurance - \$40,290

Meagher County has a number of higher paying industries whose average wage is non-disclosable

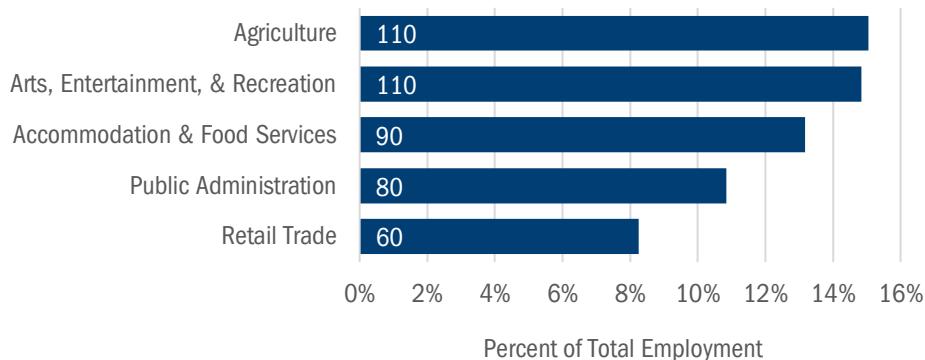
Workforce Size in Meagher County

Employment, Labor Force, and Population



Source: Local Area Unemployment Statistics (LAUS), U.S. Bureau of Labor Statistics. Population total intercensal tables, Population and Housing Estimates Program, U.S. Census Bureau.

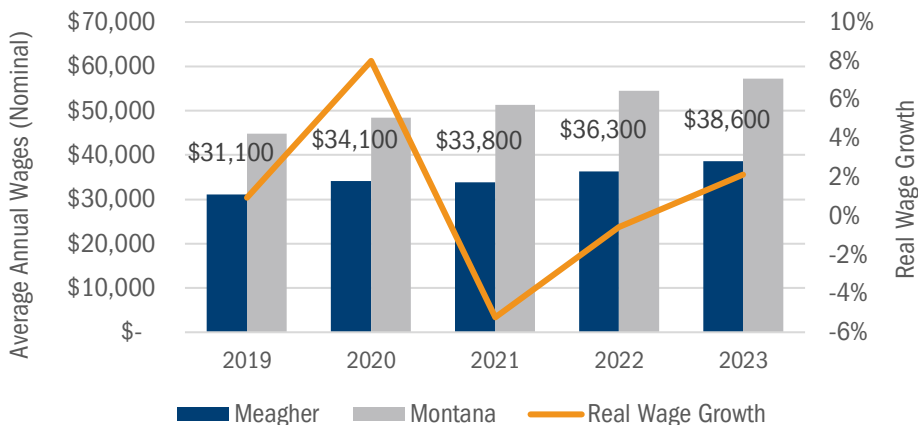
Top Employing Industries, 2023



Source: Quarterly Census of Employment and Wages (QCEW), U.S. Bureau of Labor Statistics.

Average Wage and Real Wage Growth

Comparison to Statewide Average



Source: U.S. BLS and Montana Department of Labor & Industry, QCEW and CPI-U. Wages rounded to nearest hundred.



Montana Department of
LABOR & INDUSTRY

Governor Greg Gianforte
 Commissioner Sarah Swanson

Labor Force Participation

61.1% of Meagher County's population over 15 participates in the labor force, below the statewide rate of 63.0%.

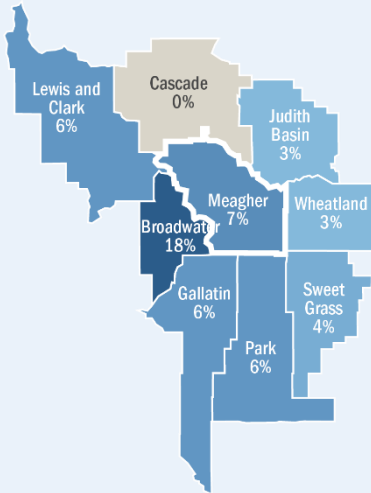
90.0% of Falon County's prime working age population (25 to 54 years old) participates in the labor force, above the statewide rate of 84.2%.

Rapid Population Growth in Meagher County

Meagher County had **140 more people move in** than out from 2020 to 2023, about **7%** of the county population.

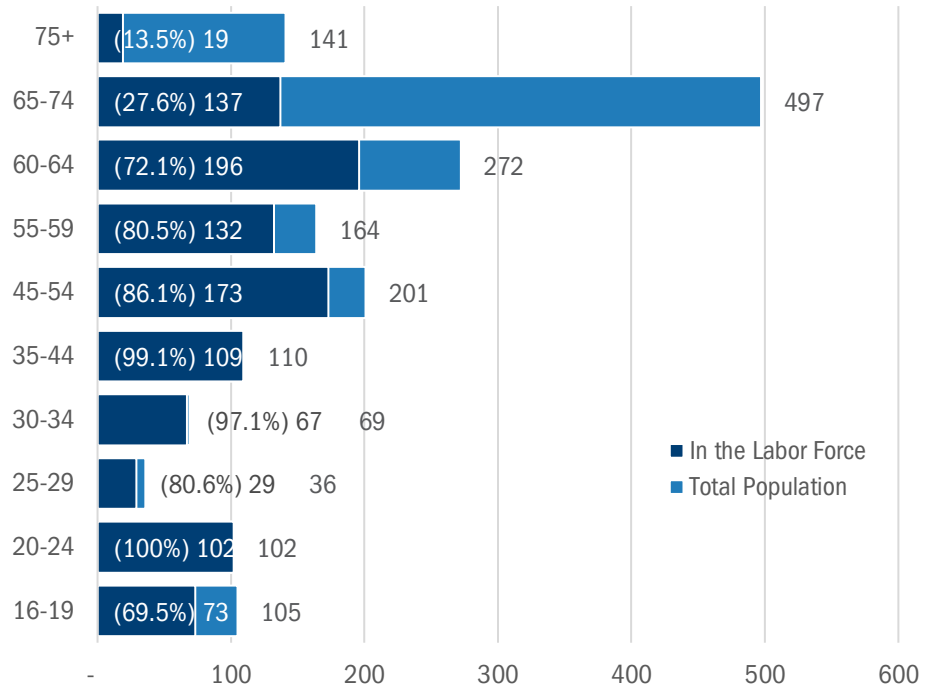
12.1% of workers in Meagher County **work from home**, above the statewide average of 10.6%.

Net Migration as a Percent of the Population by County



Source: U.S. Census Bureau, Annual Resident Population Estimates, Estimated Components of Resident Population Change, and Rates of the Components of Population Changes for States and Counties: April 1, 2020 to July 1, 2023.

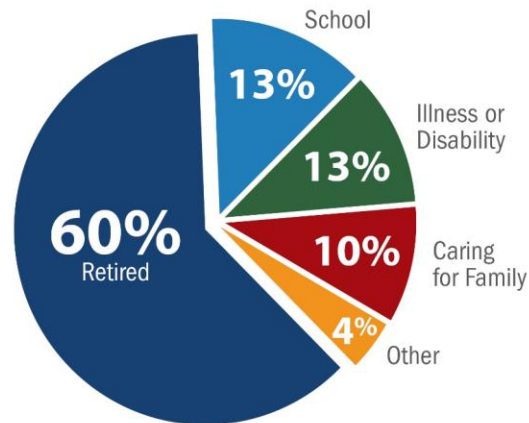
Population by Age Group and Participation in Labor Force



Source: Census Bureau American Community Survey 2022 5-Year Estimates. Labor force participation rates are in parentheses.

Most People Not Working are Retired

Reasons Not Participating in Montana Labor Force



Source: Current Population Survey (CPS), U.S. BLS and U.S. Census. MTDLI analysis of IPUMS CPS microdata for Montana for Jan through Dec 2023.

Aging Workforce

In Meagher County, 47% of the workforce is age 55 and older, compared to 25% for the state.

