

ECONOMIC OVERVIEW OF SANDERS COUNTY

Labor Market, 2023

Population: 13,684
Labor Force: 5,517
Employed: 5,251
Unemployed: 266
Unemployment Rate: 4.8%
 (Above the statewide rate of 2.9%)

Rapid Employment Growth

541 jobs gained since 2020, about 11% of total jobs.

Income and Benefits

\$64,828 average household income in 2022, ranking Sanders County **50th** highest among Montana counties.

87.7% of population with health insurance coverage.

11.3% of households receiving SNAP benefits in last year.

16.3% of the population with income below the federal poverty level (above the state average of 12.4%).

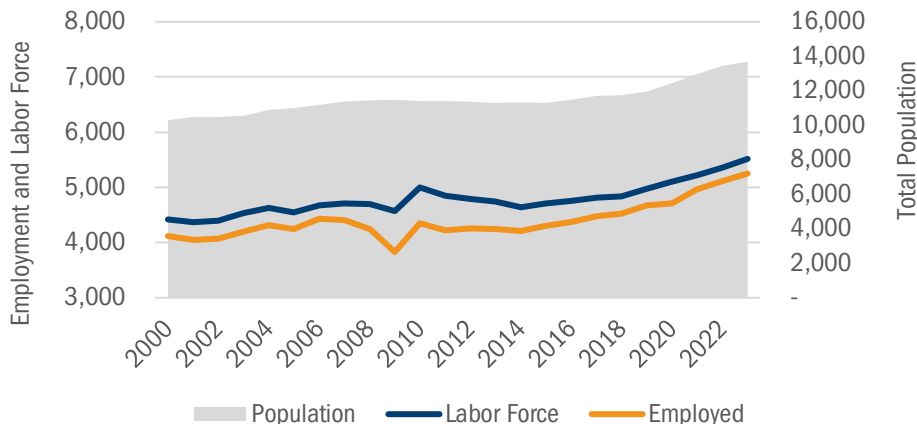
Highest Paying Industries

Average Annual Wage, 2023

1. Utilities - \$107,660
2. Professional, Scientific & Technical Services - \$80,500
3. Construction - \$58,160
4. Mining & Extraction - \$56,280
5. Public Administration - \$53,800

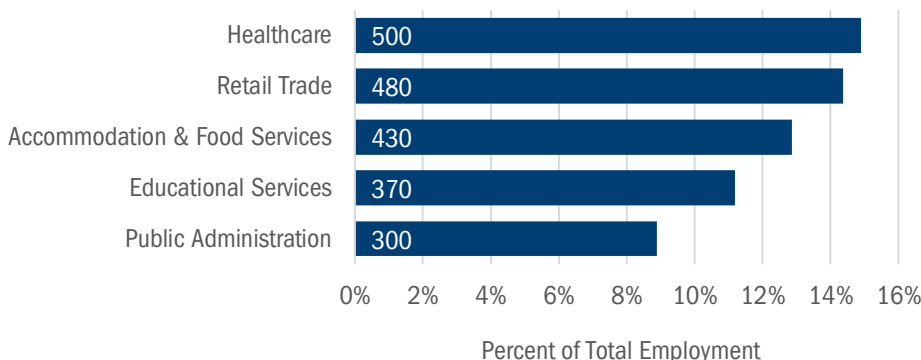
Workforce Size in Sanders County

Employment, Labor Force, and Population



Source: Local Area Unemployment Statistics (LAUS), U.S. Bureau of Labor Statistics. Population total intercensal tables, Population and Housing Estimates Program, U.S. Census Bureau.

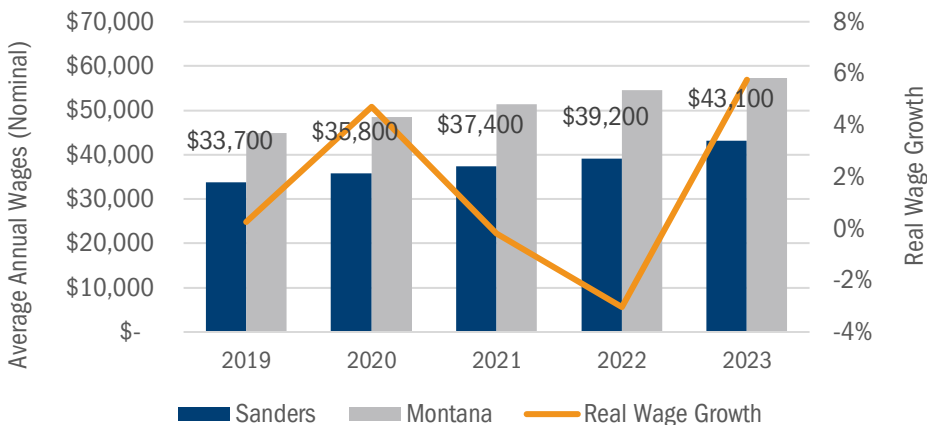
Top Employing Industries, 2023



Source: Quarterly Census of Employment and Wages (QCEW), U.S. Bureau of Labor Statistics.

Average Wage and Real Wage Growth

Comparison to Statewide Average



Source: U.S. BLS and Montana Department of Labor & Industry, QCEW and CPI-U. Wages rounded to nearest hundred.



Montana Department of
LABOR & INDUSTRY

Governor Greg Gianforte
 Commissioner Sarah Swanson

Labor Force Participation

40.7% of Sanders County's population over 15 participates in the labor force, below the statewide rate of 63.0%.

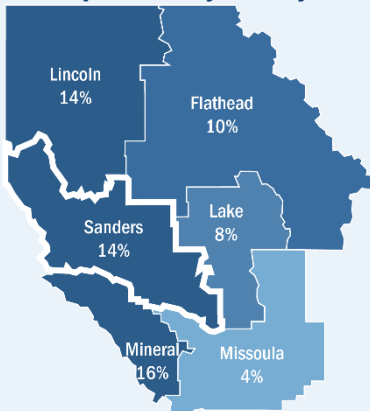
65.8% of Sanders County's prime working age population (25 to 54 years old) participates in the labor force, below the statewide rate of 84.2%.

Population Increase in Northwest Montana

Sanders County had **1,850 more people migrate in** than out since 2020, **14%** of the county's population, the **5th largest** percent increase in the state.

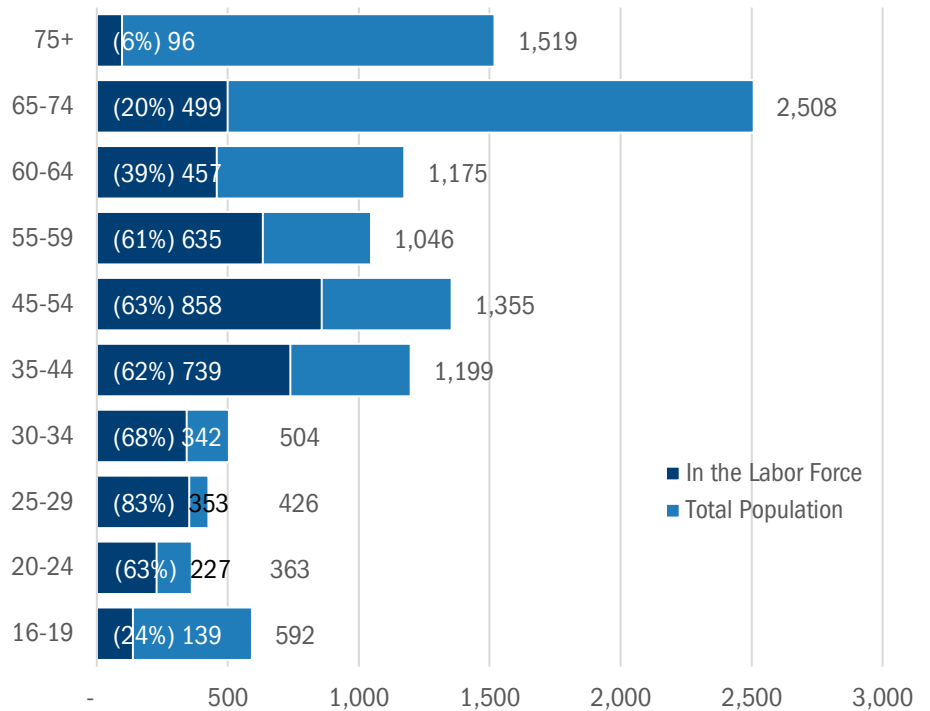
15.2% of workers in Sanders County **work from home**, greater than the statewide average of 10.6%.

Net Migration as a Percent of the Population by County



Source: U.S. Census Bureau, Annual Resident Population Estimates, Estimated Components of Resident Population Change, and Rates of the Components of Population Changes for States and Counties: April 1, 2020 to July 1, 2023.

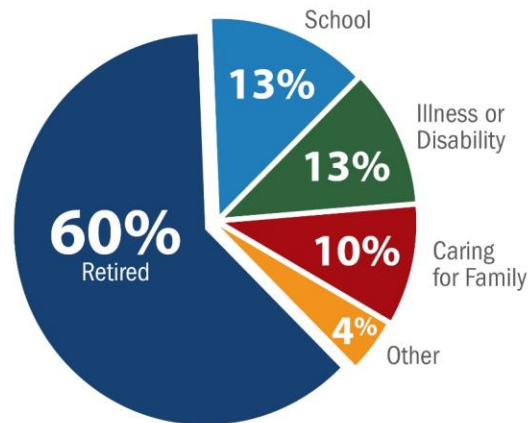
Population by Age Group and Participation in Labor Force



Source: Census Bureau American Community Survey 2022 5-Year Estimates. Labor force participation rates are in parentheses.

Most People Not Working are Retired

Reasons Not Participating in Montana Labor Force



Source: Current Population Survey (CPS), U.S. BLS and U.S. Census. MTDLI analysis of IPUMS CPS microdata for Montana for Jan through Dec 2023.

Fast Rising Home Prices

Home prices have risen by **78%** from 2020 to 2024 in Sanders County, the **7th most** in the state

